

Surface-mounted luminaire - Fresnel lens - direct asymmetrical distribution

Steel sheet enclosure, compact rectangular cross section, installation height 40mm; integrated Quicklock quick-fit bracket system with arrester hook and safety cable for quick and easy installation; Housing colour silver grey/white aluminium RAL 9006; Direct asymmetric radiant light distribution using Fresnel lens made of PMMA, homogeneous light distribution in beam direction; Easy installation of the connection, directly on the upper side of the luminaire with a terminal cover cap; the ETM levels can easily be adjusted from the upper side of the luminaire. Electrical connection via 3-pole connection terminal with plug-in contacts.. For pendant mounting, order AVAWF-LB continuous row connector and, if necessary, additional AVAWF-SAE wire suspension separately, depending on the number of luminaires. Surface-mounted luminaire for ceiling installation.

CHARACTERISTICS

Order number	65711014195
EAN number	4020863453511
Commodity code	94051190
Certification mark	IP 20, Protection class I, ENEC10 VDE, F, Indoor, CE
Impact resistance (IK rating)	IK03
Ambient temperatur	ta 25°C
Warranty period	5 years

ELECTRICAL ENGINEERING

Controller	Electronic multi-lumen driver, 4-steps (1 pcs.)
System output	42W-23W
Mains voltage	230V/50Hz
Circuit breakers (inrush current)	22 pieces/B10, 34 pieces/B16, 33 pieces/C10, 54 pieces/C16
Energy efficiency class/light source	C

LIGHTING TECHNOLOGY

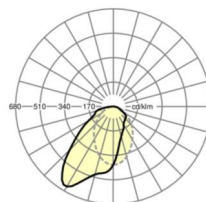
Placement	LED, Colour rendering/Light colour CRI ≥ 80 / 3000K
Colour tolerance (MacAdam)	3SDCM
Photobiological safety (Luminaire)	RG1
Nominal luminous flux/switching steps (EDM)	4500lm/42W, 3900lm/36W, 3300lm/29W, 2700lm/23W (Standard setting 4500lm)
LED service life	70000h L80/B10 (Tq 25°C), 50000h L90/B50 (Tq 25°C)
Luminaire luminous efficiency	117lm/W-107lm/W
UGR lat./long.	23.9 / 26.4 (42W)

MECHANICS

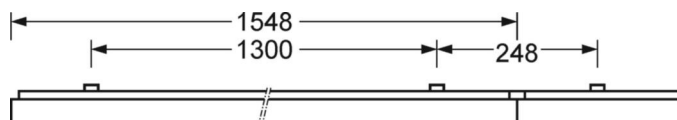
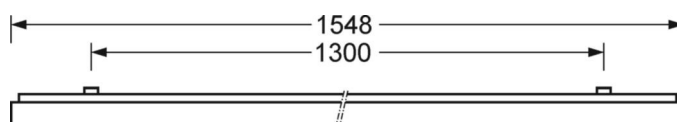
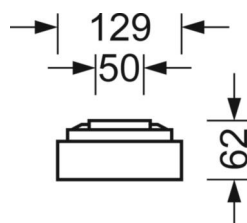
Housing colour	silver grey/white aluminium RAL 9006
Dimensions (LxWxH/DxH)	1548mm x 129mm x 62mm
Weight (net)	4.67kg
Cable entry KE (X/Y)	0mm/0mm
Type of installation	Ceiling-mounted single installation, Ceiling-mounted trunking installation, Mounting rail installation

DEEP-LINK

<https://www.regiolux.de/en/article/65711014195>



Reference	LED 4500lm/42W 830
η_{LB}	100 %
$\Phi \downarrow/\uparrow$	100 % / 0 %
UGR lat./long.	23.9 / 26.4



Dimensions

L	1548 mm	Length
B	129 mm	Width
H	62 mm	Height
A1	1300 mm	Mounting distance single mounting
A3	248 mm	Mounting distance between luminaires in a light run arrangement
A4	50 mm	Mounting distance (width)
X	0 mm	Distance cable infeed to the center of the luminaire on the X-axis
Y	0 mm	Distance cable infeed to the center of the luminaire on the Y-axis
